

BROCHURE

# D&B Risk Analytics Supplier Intelligence

Confidently Manage Supplier Risk  
and Compliance Screening with  
Dun & Bradstreet

Get Access to Dun & Bradstreet's Future-Ready  
Supplier Intelligence Solution



# Introducing Dun & Bradstreet's New Supplier Risk Management and Restricted Party Screening Solution

Anticipating and mitigating  
supplier risk just got even easier!

D&B Risk Analytics – Supplier Intelligence is Dun & Bradstreet's cutting-edge supplier risk management and restricted party screening solution. Driven by AI-powered data and insights, the solution provides comprehensive third-party risk intelligence for a new era of focus on business resilience.

Procurement and compliance teams are under pressure to deal with an increasing variety and pace of changes in the market. Third-party risk exposure is impacted by rapidly scaling complexity, along with complicated and

diverse regulations, and it's important for companies to proactively monitor their supplier relationships.

D&B Risk Analytics – Supplier Intelligence enables you to monitor an extensive assortment of risk incidents, including those reported in global and regional markets, government and private databases, and corporate information. This cloud-based solution leverages Dun & Bradstreet's best-in-class supplier risk data to help drive informed decisions and delivers unprecedented visibility throughout third-party relationship lifecycles via continuous supplier risk monitoring.

D&B Risk Analytics – Supplier Intelligence helps you achieve an optimal balance of risk insights with both a holistic risk overview of all monitored suppliers and the ability to gain a greater depth of risk information on individual suppliers.



## D&B Risk Analytics – Supplier Intelligence

A Comprehensive, Easy-to-Use Solution to:

- **INTELLIGENTLY MANAGE RISK** — Avoid gaps in supplier risk management and reduce the likelihood of operational disruption with end-to-end risk management. D&B Risk Analytics – Supplier Intelligence “red flags” critical indicators of supply risk — including risk conditions, ESG performance, business profiles, financial indicators — and features broad content and deep insight across multiple risk domains.
- **IMPROVE EFFICIENCY** — Help predict and mitigate risk quickly with near real-time global visibility. This scalable and collaborative solution features intuitive screening workflows, personalized risk views, and automated alerts relevant to your business and role. D&B Risk Analytics – Supplier Intelligence is one of the very few solutions on the market today that provides both comprehensive continuously updated data integrated into software to manage risk.
- **ENHANCE BUSINESS INTELLIGENCE** — Increase visibility of your supply chain with an easy-to-use, intuitive interface that allows you to quickly and easily manage and monitor your supplier portfolio. Embedding risk intelligence into procurement processes provides timely risk insights needed to enhance your company's business intelligence.

# D&B Risk Analytics – Supplier Intelligence — a Powerful Solution to Help Avoid Costly Disruptions

Developed to anticipate and mitigate supplier risk, D&B Risk Analytics – Supplier Intelligence is a powerful solution for monitoring supplier relationships and helping to avoid costly disruptions. With D&B Risk Analytics – Supplier Intelligence, you can be sure you have the materials, services, and partners to:

- Be more effective in your supplier selection and appraisals
- Measure, monitor, and benchmark ESG performance of your portfolio
- See where your riskiest areas are to mitigate hidden risks
- Monitor changes to suppliers so you can be proactive in your risk management
- Screen suppliers against sanctions and watchlists, politically exposed persons (PEPs), adverse media, and state-owned companies (SOC) sanction lists for financial compliance

D&B Risk Analytics – Supplier Intelligence allows companies to quickly and easily import and export supplier information to perform analysis or to share — with simple guides available to help collaborate and scale.

In addition, the restricted party screening capabilities help businesses perform regulatory risk checks on executives and principals with ease by leveraging data from another trusted global provider, Dow Jones.

## Restricted Party Screening

### SANCTIONS AND WATCHLISTS

Detect, prevent, and manage sanctions risk of people and/or entity-level associated with Anti-Money Laundering (AML), Anti-Bribery and Corruption (ABC), terrorism, terrorist financing, narco-trafficking, war crimes, and economic sanctions.

### SPECIAL INTEREST PERSONS

Provides global media coverage of individuals involved in a legal process for serious crimes such as financial crime, tax crime, organized crime, corruption, trafficking, and terrorism financing.

### ADVERSE MEDIA ENTITIES

Focuses on companies with a corporate structure and commercial purpose that may have had adverse/negative media coverage on regulatory, competitive, financial, environmental, production, social, and labor-related topics.

---

## Key Functionalities

---



### MONITORING & ALERTS

Receive ongoing notification of suppliers' instability before your supply chain is disrupted.



### LOCATE

Quickly find alternate suppliers by industry, location, size, socio-economic/diversity status, risk scores, and more.



### SANCTIONS SCREENING

Perform either a quick or a comprehensive restricted party screening, using intelligent workflows.



### REPORTING & ANALYSIS

Run reports to assess your portfolio for financial risk activity, ESG risk, diversity status, and even usage, such as those entities that are due for rescreening.

# Powered by the Dun & Bradstreet Data Cloud

D&B Risk Analytics – Supplier Intelligence draws on data and insights from the Dun & Bradstreet Data Cloud — trusted by 90% of Fortune 500 companies as well as many leading government agencies. The solution features Dun & Bradstreet's comprehensive global data and analytics on more than 500 million companies, including demographics, financial information, corporate family linkage, government and industry compliance status, and diversity classifications. The Data Cloud and Live Business Identity deliver deep supplier intelligence to enable ethical and responsible sourcing, avoid FCPA

anti-bribery sanctions, and meet Know Your Customer and anti-money laundering regulations. Live Business Identity delivers the most comprehensive and continually updated view of your important business relationships, helping procurement and compliance teams stay ahead of market shifts and specific customer changes.

D&B Risk Analytics – Supplier Intelligence also provides Dun & Bradstreet's proprietary predictive scores and ratings to provide users with additional deep insight.

## Predictive Scores, Rankings, & Ratings

### D&B Risk Analytics – Supplier Intelligence features Dun & Bradstreet's proprietary predictive scores and ratings

#### **D&B SUPPLIER EVALUATION RISK™ (SER)**

Predicts the likelihood that a supplier will cease operations without paying all creditors in full, or obtain relief from creditors under state/federal law, over the next 12 months. The SER rating provides powerful supplier insight by combining key risk indicators into a single rating.

#### **D&B SUPPLIER STABILITY INDICATOR™ (SSI)**

Predicts the likelihood that a supplier will file for bankruptcy, cease operations, or become inactive over the next 3 months. The SSI is developed exclusively on known suppliers in the Dun & Bradstreet Data Cloud to meet the specific needs of supply management professionals.

#### **D&B PAYDEX®**

Provides a unique monetarily-weighted numerical indicator of how a firm has paid its bills and is a proprietary measure of historical trade payment performance based on trade experiences reported to Dun & Bradstreet.

#### **D&B RATING®**

Provides an indication of credit worthiness and consists of two parts. Financial Strength: an indication of firm size based on employee size or financials. Risk Indicator: an overall evaluation of creditworthiness based on information available such as trade payment history, length of operation, employee numbers, and financials.

#### **D&B® FAILURE SCORE**

Predicts the likelihood that a business will seek legal relief from its creditors, cease business operations without paying all its creditors in full, voluntarily withdraw from business operation and leave unpaid obligations, go into receivership or reorganization, or make an arrangement for the benefit of creditors over the next 12 months based on information in the Dun & Bradstreet Data Cloud.

#### **D&B ESG RANKINGS®**

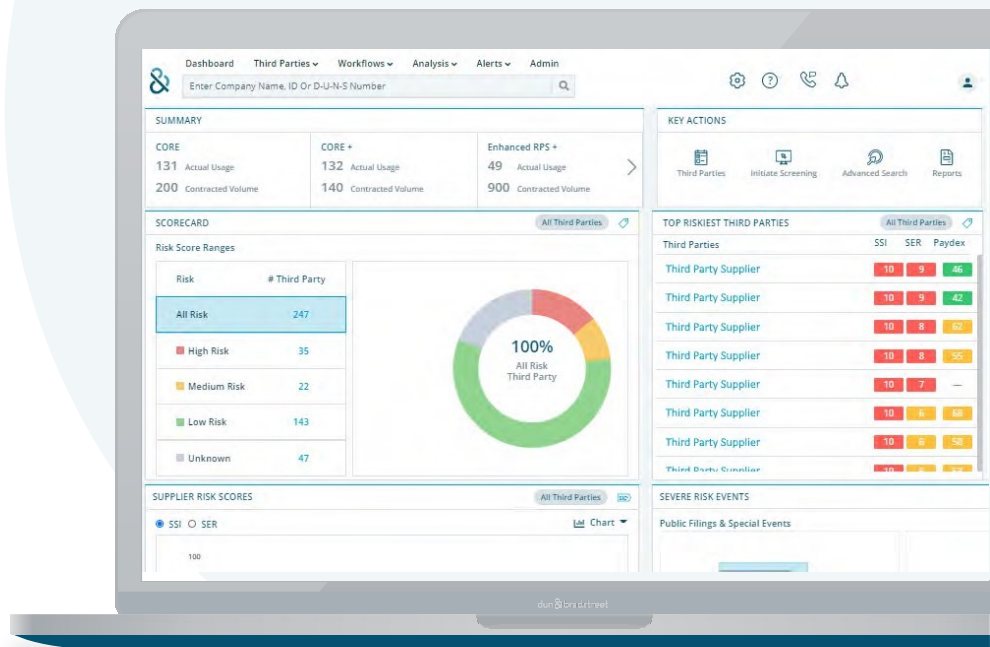
Provides an indication of an entities environmental, social, and governance performance that may directly affect the entities business health and performance as a business partner. This ranking is broken down into 31 topic specific levels spanning 13 key categories.



# D&B Risk Analytics– Supplier Intelligence

**PORTFOLIO DASHBOARD** offers a comprehensive view of your supplier portfolio risk performance segmented by risk scores, events, and other indicators. The dashboard displays graphs, charts, and relevant reports that help make high level reporting and analysis quick and easy.

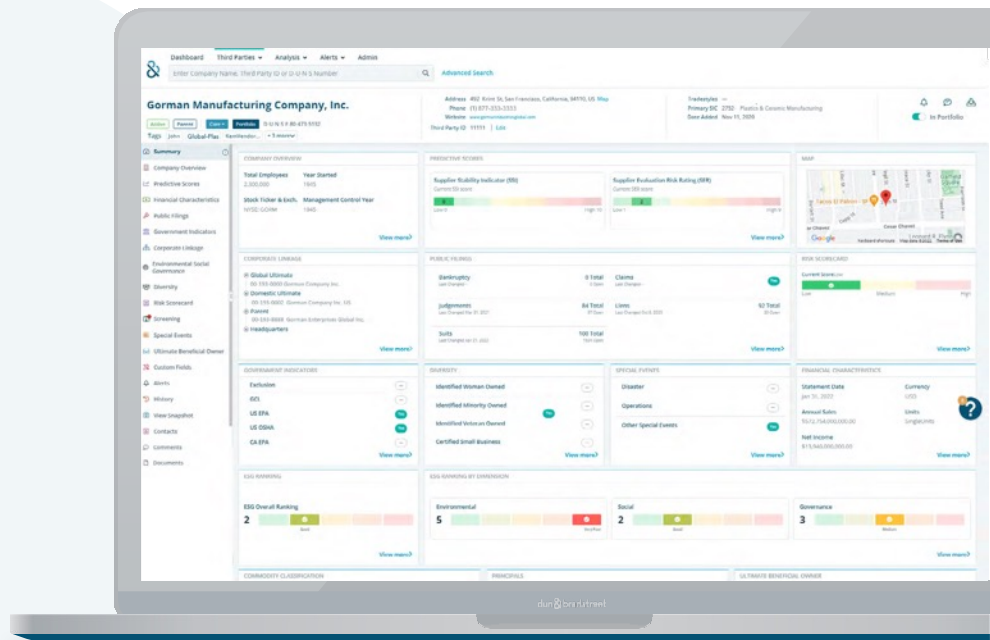
The user interface is customizable, allowing you to select what scores to include, graph or chart types to display, and includes a tag filtering system to segment which suppliers are displayed.



## THIRD PARTY SUMMARY PAGE

provides 360-degree insights on individual third-party suppliers — allowing you to drill down deeper for an overall view of:

- At-a-glance predictive scores
- Visual risk continuum
- Watch lists and monitored files
- Consumable ratings
- Ultimate Beneficial Ownership
- ESG Rankings
- Financial, legal, and government indicators, including diversity status
- Corporate Linkage: displays a full family tree, allowing users to get the complete picture of the supplier's family
- Geographic location of business



offers an intelligent five-step workflow to search, assess, screen, adjudicate, and decide on whether any regulatory violations might impact your company's business relationship. RPS provides ease of adjudication at the company and event level with "bulk adjudication," in which decisions are rolled up or down (entities or events) based on where adjudication is performed. Screened businesses can also be monitored via alerts.

- Standard RPS — Company name and up to 6 tradestyles included in screening names. All entities uploaded to the solution.
- Enhanced RPS — Company name, upward linkages, principals and tradestyles are screened for PEPs, watchlists, sanctions, and adverse media.
- Enhanced RPS+: Also includes ultimate beneficial ownership (UBO) data and state-owned companies (SOC) sanction lists.



**OWNERSHIP** delivers comprehensive UBO data to establish source of wealth and gain visibility into who you are doing business with.

- D&B Risk Analytics – Supplier Intelligence interactive Beneficial Ownership visualization allows you to easily interpret complex ownership structures and filter to report on ownership by percentage, relationship, control type, country, and more.



**D&B ESG INTELLIGENCE** is designed to help you incorporate environmental, social and governance evaluation components into your risk management processes to help manage risk, increase supply chain resiliency, and drive entity performance. This feature addition provides you with comprehensive coverage of environmental, social, and governance performance data spanning over 41 million public and private entities in more than 176 territories. These insights are synthesized into meaningful ESG Rankings for supplier risk prioritization and informed decision making. Modern interactive ESG dashboard widgets and summary lists allow your team to quickly assess the ESG performance of your supplier portfolio at a glance.

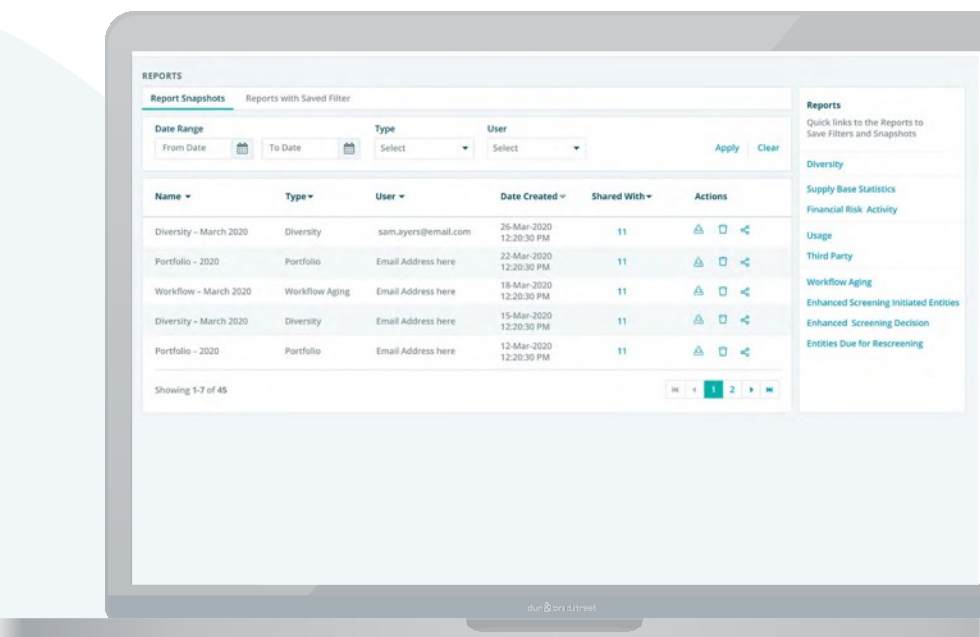
This intelligent data is built around trusted sustainability frameworks such as SASB (Sustainability Accounting Standards Board), GRI (Global Reporting Initiative), UN SDGs (United Nations' Sustainable Development Goals) and numerous others for measurability and standardization.



D&B ESG Intelligence is updated monthly and is organized into 13 ESG themes and 31 granular topic rankings, allowing you to:

- Incorporate ESG into your due diligence processes
- Identify and understand ESG risks in your supply chain
- Actively monitor ESG risks and engage suppliers
- Effectively measure report on your portfolio's ESG performance

**REPORTS** are available either prepackaged or custom. Users can select from a variety of pre-packaged report templates, including financial risk activity, diversity status, and usage. Using the data available across the D&B Risk Analytics – Supplier Intelligence solution, users can also create custom reports on the metrics that matter most to your team and executives. In addition, users can export reports and dashboards, as well as schedule and email reports and dashboards with other team members.



**IMPORT/EXPORT YOUR PORTFOLIO** easier with enablement files that provide samples and tools to help you import and export data. You can import your supplier data into D&B Risk Analytics – Supplier Intelligence cloud solutions to use and manage it. Similarly, you can also export data from your D&B Risk Analytics – Supplier Intelligence site using the same tools.

File Type	Last Imported Date	Last Imported By	Status	Input Rows
Third Party Create	May 19, 2022, 8:02 AM	janedoe@acmecm.com	Completed	2848
Third Party Update	Apr 30, 2022, 4:12 AM	janedoe@acmecm.com	Completed	2
Users	May 17, 2022, 6:38 AM	janedoe@acmecm.com	Completed	8
Contacts	Apr 30, 2022, 4:24 AM	janedoe@acmecm.com	Completed	2
Tags	Apr 30, 2022, 4:22 AM	janedoe@acmecm.com	Completed	2
Assign Third Party Tags	May 18, 2022, 9:30 AM	janedoe@acmecm.com	Completed	2
Custom Data	Apr 30, 2022, 4:31 AM	janedoe@acmecm.com	Completed	2
Screening Files	May 12, 2022, 6:38 AM	janedoe@acmecm.com	Completed	936
ESG	May 13, 2022, 2:32 AM	janedoe@acmecm.com	Completed	2

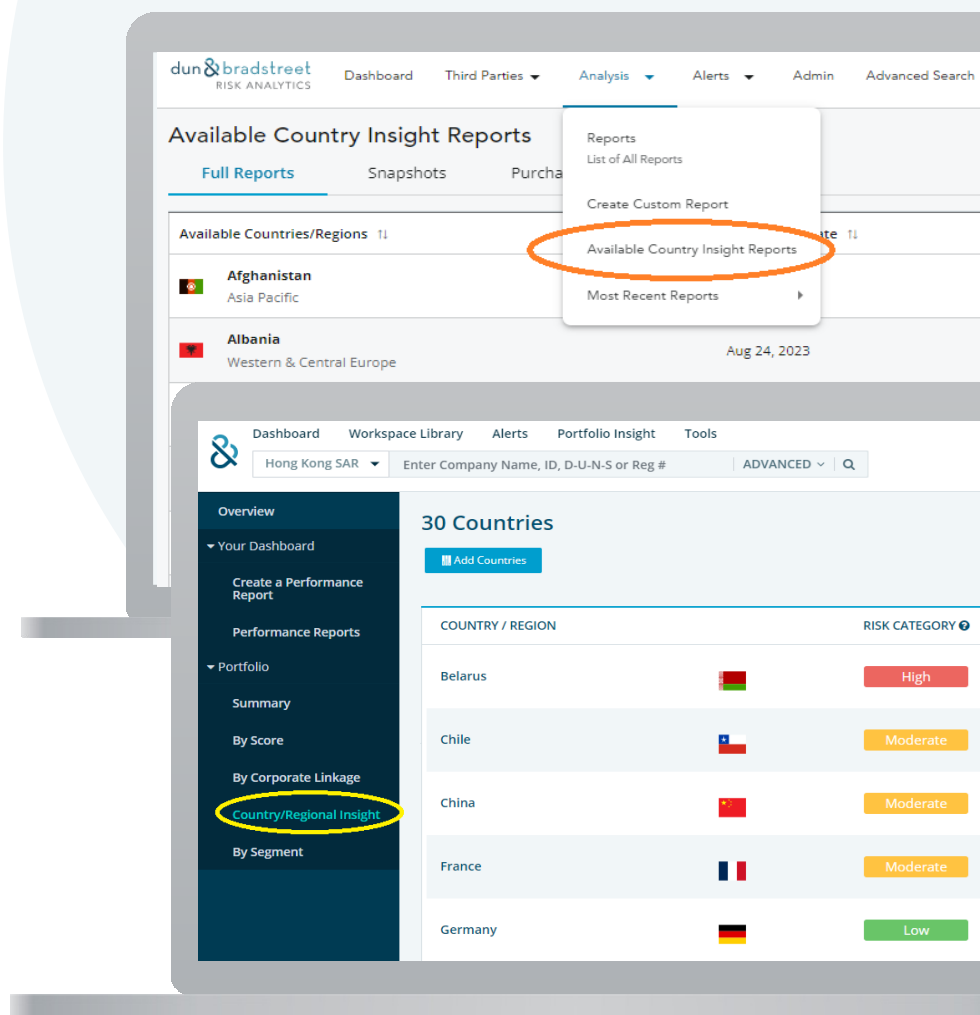
**ALERTS** keep users up-to-data on any changes to their suppliers' risk for proactive monitoring. Alerts are linked to Dun & Bradstreet's proprietary scores as well as changes in event indicators, such as sales, employees, or net worth. Alerts can be set up on the third parties in your portfolio, or on any of the companies checked for restricted party screening. Users can see details regarding the types of change and positive or negative impact of change.

Alert	Third Party	Tags
<input checked="" type="checkbox"/> The Supplier Stability Indicator (SSI) has changed from 7 to 8.	E.A. PATTEN CO., LLC, THE	16
<input type="checkbox"/> The Supplier Stability Indicator (SSI) has changed from 7 to 8.	QUEST SOFTWARE INTERNATIONAL LIMITED	22
<input type="checkbox"/> The Supplier Stability Indicator (SSI) has changed from 7 to 8.	E.A. PATTEN CO., LLC, THE	12
<input type="checkbox"/> The Supplier Stability Indicator (SSI) has changed from 7 to 8.	QUEST SOFTWARE INTERNATIONAL LIMITED	22
<input type="checkbox"/> The Supplier Stability Indicator (SSI) has changed from 7 to 8.	E.A. PATTEN CO., LLC, THE	12



## COUNTRY INSIGHT REPORTS

Available Country Insight reports feature current risks and opportunities within a country and its regional and global context; shorter Country Insight Snapshots offer a high-level view of a country's political, commercial, and macroeconomic environment. In addition, each country is given a Country Risk Score based on an assessment of that country's political, commercial, economic, and sovereign risks.



## ABOUT DUN & BRADSTREET®

Dun & Bradstreet, a leading global provider of B2B data, insights and AI-driven platforms, helps organizations around the world grow and thrive. Dun & Bradstreet's Data Cloud fuels solutions and delivers insights that empower customers to grow revenue, increase margins, manage risk, and help stay compliant — even in changing times. Since 1841, companies of every size have relied on Dun & Bradstreet. Dun & Bradstreet is publicly traded on the New York Stock Exchange (NYSE: DNB). Twitter: @DunBradstreet

© Dun & Bradstreet, Inc. 2023. All rights reserved. (CR-1203556835974489 01/23)

