

BROCHURE

D&B Risk Analytics Supplier Intelligence

Confidently Manage Supplier Risk
and Compliance Screening with
Dun & Bradstreet

Get Access to Dun & Bradstreet's Future-Ready
Supplier Intelligence Solution



Introducing Dun & Bradstreet's New Supplier Risk Management and Restricted Party Screening Solution

Anticipating and mitigating supplier risk just got even easier! D&B Risk Analytics - Supplier Intelligence is Dun & Bradstreet's new supplier risk management and restricted party screening solution. Driven by AI-powered data and insights, the solution provides comprehensive third-party risk intelligence for a new era of focus on business resilience.

Procurement and compliance teams are under pressure to deal with an increasing variety and pace of changes in the market. Third-party risk exposure is impacted by rapidly scaling complexity, along with complicated and diverse regulations, and it's important for companies to proactively monitor their supplier relationships.

D&B Risk Analytics - Supplier Intelligence enables you to monitor an extensive assortment of risk incidents, including those reported in global and regional markets, government and private databases, and corporate information. This cloud-based solution leverages Dun & Bradstreet's best-in-class supplier risk data to help drive informed decisions and unprecedented visibility throughout all third-party relationship lifecycles.

D&B Risk Analytics - Supplier Intelligence helps you achieve an optimal balance of risk insights with both a holistic risk overview of all monitored suppliers and the ability to gain a greater depth of risk information on individual suppliers.



D&B Risk Analytics - Supplier Intelligence A Comprehensive, Easy-to-Use Solution to:

- **INTELLIGENTLY MANAGE RISK** – Avoid gaps in supplier risk management and reduce the likelihood of operational disruption with end-to-end risk management. D&B Risk Analytics - Supplier Intelligence “red flags” critical indicators of supply risk – including risk conditions, ESG performance, business profiles, financial indicators – and features broad content and deep insight across multiple risk domains.
- **IMPROVE EFFICIENCY** – Help predict and mitigate risk quickly with near real-time global visibility. This scalable and collaborative solution features intuitive screening workflows, personalized risk views, and automated alerts relevant to your business and role. D&B Risk Analytics - Supplier Intelligence is one of the very few solutions on the market today that provides both comprehensive continuously updated data integrated into software to manage risk.
- **ENHANCE BUSINESS INTELLIGENCE** – Increase visibility of your supply chain with an easy-to-use, intuitive interface that allows you to quickly and easily manage and monitor your supplier portfolio. Embedding risk intelligence into procurement processes provides timely risk insights needed to enhance your company's business intelligence.

D&B Risk Analytics - Supplier Intelligence – a Powerful Solution to Help Avoid Costly Disruptions

Developed to anticipate and mitigate supplier risk, D&B Risk Analytics - Supplier Intelligence is a powerful solution for monitoring supplier relationships and helping to avoid costly disruptions. With D&B Risk Analytics - Supplier Intelligence, you can be sure you have the materials, services, and partners to:

- Be more effective in your supplier selection and appraisals
- Measure, monitor, and benchmark ESG performance of your portfolio
- See where your riskiest areas are to mitigate hidden risks
- Monitor changes to suppliers so you can be proactive in your risk management
- Screen suppliers against sanctions and watchlists, politically exposed persons (PEPs), adverse media, and state-owned companies (SOC) sanction lists for financial compliance

D&B Risk Analytics - Supplier Intelligence allows companies to quickly and easily import and export supplier information to perform analysis or to share – with simple guides available to help collaborate and scale.

In addition, the restricted party screening capabilities help businesses perform regulatory risk checks on executives and principals with ease by leveraging data from another trusted global provider, Dow Jones.

RESTRICTED PARTY SCREENING

- **SANCTIONS AND WATCHLISTS** – Detect, prevent, and manage sanctions risk of people and/or entity-level associated with Anti-Money Laundering (AML), Anti-Bribery and Corruption (ABC), terrorism, terrorist financing, narco-trafficking, war crimes, and economic sanctions.
- **SPECIAL INTEREST PERSONS** – Provides global media coverage of individuals involved in a legal process for serious crimes such as financial crime, tax crime, organized crime, corruption, trafficking, and terrorism financing.
- **ADVERSE MEDIA ENTITIES** – Focuses on companies with a corporate structure and commercial purpose that may have had adverse/negative media coverage on regulatory, competitive, financial, environmental, production, social, and labor-related topics.

KEY FUNCTIONALITIES



MONITORING & ALERTS

Receive ongoing notification of suppliers' instability before your supply chain is disrupted.



LOCATE

Quickly find alternate suppliers by industry, location, size, socio-economic/diversity status, risk scores, and more.



SANCTIONS SCREENING

Perform either a quick or a comprehensive restricted party screening, using intelligent workflows.



REPORTING & ANALYSIS

Run reports to assess your portfolio for financial risk activity, ESG risk, and even usage, such as those entities that are due for rescreening.

Powered by the Dun & Bradstreet Data Cloud

D&B Risk Analytics - Supplier Intelligence draws on data and insights from the Dun & Bradstreet Data Cloud—trusted by 90% of Fortune 500 companies as well as many leading government agencies. The solution features Dun & Bradstreet's comprehensive global data and analytics on more than 455 million companies, including demographics, financial information, corporate family linkage, government and industry compliance status, and diversity classifications. The Data Cloud and Live Business Identity deliver deep supplier intelligence to enable ethical and responsible sourcing, avoid FCPA

anti-bribery sanctions, and meet Know Your Customer and anti-money laundering regulations. Live Business Identity delivers the most comprehensive and continually updated view of your important business relationships, helping procurement and compliance teams stay ahead of market shifts and specific customer changes.

D&B Risk Analytics - Supplier Intelligence also provides Dun & Bradstreet's proprietary predictive scores and ratings to provide users with additional deep insight.

PREDICTIVE SCORES, RANKINGS, & RATINGS

D&B Risk Analytics - Supplier Intelligence features Dun & Bradstreet's proprietary predictive scores and ratings

D&B SUPPLIER EVALUATION RISK™ (SER)

Predicts the likelihood that a supplier will cease operations without paying all creditors in full, or obtain relief from creditors under state/federal law, over the next 12 months. The SER rating provides powerful supplier insight by combining key risk indicators into a single rating.

D&B SUPPLIER STABILITY INDICATOR™ (SSI)

Predicts the likelihood that a supplier will file for bankruptcy, cease operations, or become inactive over the next 3 months. The SSI is developed exclusively on known suppliers in the Dun & Bradstreet Data Cloud to meet the specific needs of supply management professionals.

D&B PAYDEX®

Provides a unique monetarily-weighted numerical indicator of how a firm has paid its bills and is a proprietary measure of historical trade payment performance based on trade experiences reported to Dun & Bradstreet.

D&B RATING®

Provides an indication of credit worthiness and consists of two parts. Financial Strength: an indication of firm size based on employee size or financials. Risk Indicator: an overall evaluation of creditworthiness based on information available such as trade payment history, length of operation, employee numbers, and financials.

D&B® FAILURE SCORE

Predicts the likelihood that a business will seek legal relief from its creditors, cease business operations without paying all its creditors in full, voluntarily withdraw from business operation and leave unpaid obligations, go into receivership or reorganization, or make an arrangement for the benefit of creditors over the next 12 months based on information in the Dun & Bradstreet Data Cloud.

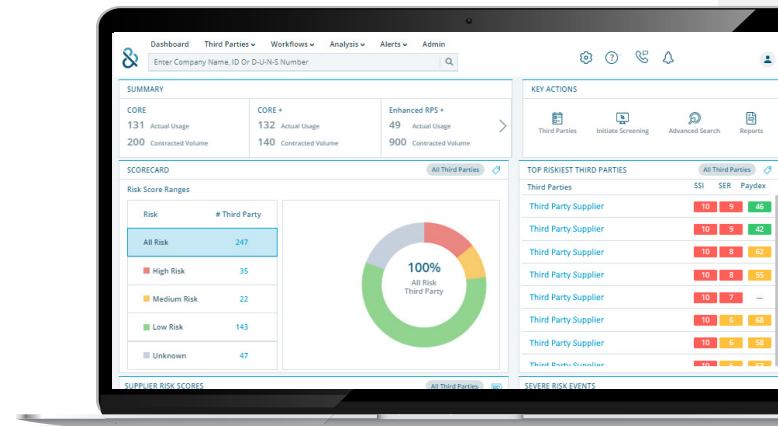
D&B ESG RANKINGS®

Provides an indication of an entities environmental, social, and governance performance that may directly affect the entities business health and performance as a business partner. This ranking is broken down into 31 topic specific levels spanning 13 key categories.

D&B Risk Analytics - Supplier Intelligence

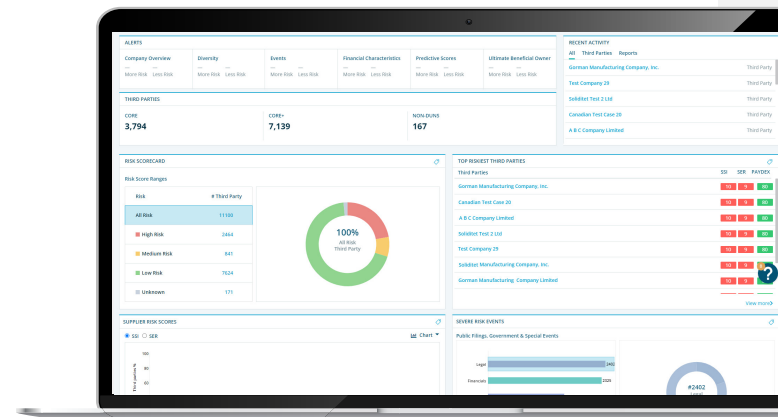
PORTFOLIO DASHBOARD offers a comprehensive view of your supplier portfolio risk performance segmented by risk scores, events, and other indicators. The dashboard displays graphs, charts, and relevant reports that help make high level reporting and analysis quick and easy.

The user interface is customizable, allowing you to select what scores to include, graph or chart types to display, and includes a tag filtering system to segment which suppliers are displayed.



THIRD PARTY SUMMARY PAGE provides 360-degree insights on individual third-party suppliers – allowing you to drill down deeper for an overall view of:

- At-a-glance predictive scores
- Visual risk continuum
- Watch lists and monitored files
- Consumable ratings
- Ultimate Beneficial Ownership
- ESG Rankings
- Financial, legal, and government indicators, including diversity status
- Corporate Linkage: displays a full family tree, allowing users to get the complete picture of the supplier's family
- Geographic location of business

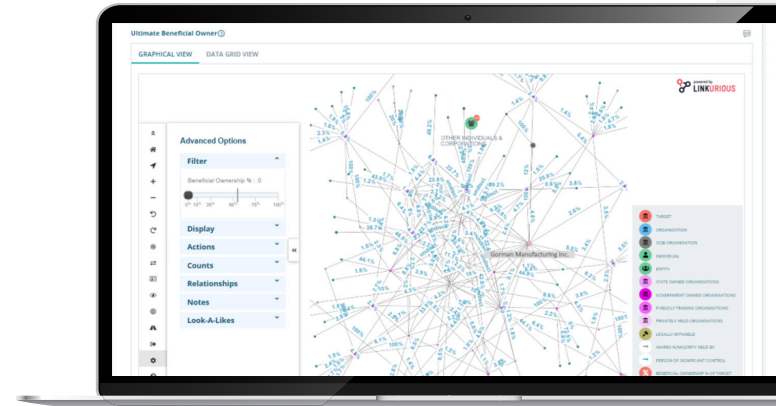


D&B Risk Analytics - Supplier Intelligence

ULTIMATE BENEFICIAL OWNERSHIP delivers comprehensive UBO data to establish source of wealth and gain visibility into who you are doing business with.

- Data on over 321 million directors
- Key insights on 130+ million shareholders
- Coverage available of 455+ million entities worldwide

D&B Risk Analytics - Supplier Intelligence interactive Beneficial Ownership visualization allows you to easily interpret complex ownership structures and filter to report on ownership by percentage, relationship, control type, country, and more.



RESTRICTED PARTY SCREENING offers an intelligent approach to search, assess, screen, adjudicate, and decide on whether any regulatory violations might impact your company's business relationship. RPS provides ease of adjudication at the company and event level with "bulk adjudication," in which decisions are rolled up or down (entities or events) based on where adjudication is performed. Screened businesses can also be monitored via alerts.

Users can perform:

- Enhanced RPS - Company name, upward linkages, principals and tradestyles are screened for PEPs, watchlists, sanctions, and adverse media.
- Enhanced RPS+: Also includes ultimate beneficial ownership (UBO) data and state-owned companies (SOC) sanction lists.

Screening Subject	Type	Information	Screening Status	Match Status	Adjudication Status
Jonathan Guzman	Individual	Principal	Complete	Match Found	18% 5 of 34
Samantha Vlach	Individual	Principal	Complete	Match Found	57% 4 of 7
Alberto Gambini	Individual	Principal	In Progress	-	0% 0 of 6
Susan Gorzinski	Organization	DUNS Number	Complete	Match Found	100% 10 of 10

Event Type	Source Name	Source Date	Source URL	Adjudication
Adverse Media // Regulatory // Regulatory Issues	The San Francisco Chronicle	14 Jun 2017	https://global.factiva.com/mediar/default...	Adjudicate
Adverse Media // Competitive/Financial // Management Issues	Agence France Presse BBC Monitoring Caucasus...	23 Jul 2012...	https://global.factiva.com/mediar/default...	Material
Adverse Media // Regulatory // Fraud Issues	Organisation of Asia-Pacific News Agencies	14 Jun 2017	https://global.factiva.com/mediar/default...	No Material

D&B Risk Analytics - Supplier Intelligence

D&B ESG INTELLIGENCE is designed to help you incorporate environmental, social and governance evaluation components into your risk management processes to help manage risk, increase supply chain resiliency, and drive entity performance. This feature add-on provides you with comprehensive coverage of environmental, social, and governance performance data spanning over 35 million public and private entities worldwide. These insights are synthesized into meaningful ESG Rankings for supplier risk prioritization and informed decision making. Modern interactive ESG dashboard widgets and summary lists allow your team to quickly assess the ESG performance of your supplier portfolio at a glance.

This intelligent data is built around trusted sustainability frameworks such as SASB (Sustainability Accounting Standards Board), GRI (Global Reporting Initiative), UN SDGs (United Nations' Sustainable Development Goals) and numerous others for measurability and standardization.

D&B ESG Intelligence updated is monthly and is organized into 13 ESG themes and 31 granular topic rankings, allowing you to:

- Incorporate ESG into your due diligence processes
- Identify and understand ESG risks in your supply chain
- Effectively measure report on your portfolio's ESG performance

REPORTS are available either prepackaged or custom. Users can select from a variety of pre-packaged report templates, including financial risk activity, diversity status, and usage. Using the data available across the D&B Risk Analytics - Supplier Intelligence solution, users can also create custom reports on the metrics that matter most to your team and executives. In addition, users can export reports and dashboards, as well as schedule and email reports and dashboards with other team members.

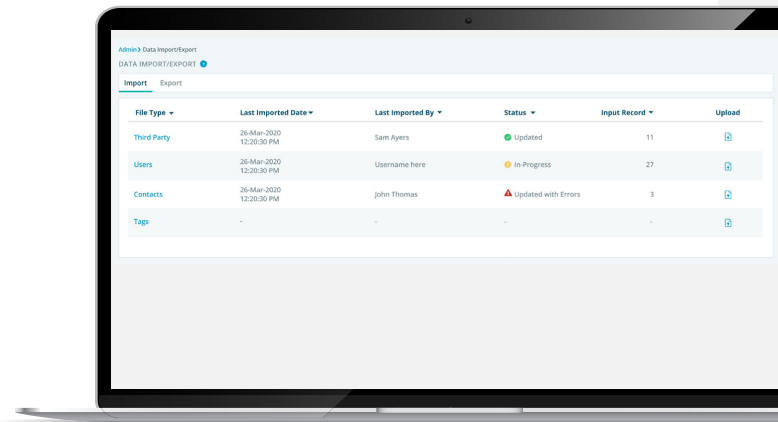


The screenshot displays the 'REPORTS' section of the D&B Risk Analytics - Supplier Intelligence solution. It features a 'Report Snapshots' table with columns for Name, Type, User, Date Created, Shared With, and Actions. The table lists several reports, including 'Diversity - March 2020', 'Portfolio - 2020', 'Workflow - March 2020', 'Diversity - March 2020', and 'Portfolio - 2020'. To the right of the table is a sidebar with 'Reports' and 'Quick links to the Reports to Save Filters and Snapshots'. The sidebar lists various report categories: Diversity, Supply Base Statistics, Financial Risk Activity, Usage, Third Party, Workflow Aging, Enhanced Screening Initiated Entities, Enhanced Screening Decision, and Entities Due for Rescreening.

Name	Type	User	Date Created	Shared With	Actions
Diversity - March 2020	Diversity	sam.ayers@email.com	26-Mar-2020 12:20:30 PM	11	Share Download Refresh
Portfolio - 2020	Portfolio	Email Address here	22-Mar-2020 12:20:30 PM	11	Share Download Refresh
Workflow - March 2020	Workflow Aging	Email Address here	18-Mar-2020 12:20:30 PM	11	Share Download Refresh
Diversity - March 2020	Diversity	Email Address here	15-Mar-2020 12:20:30 PM	11	Share Download Refresh
Portfolio - 2020	Portfolio	Email Address here	12-Mar-2020 12:20:30 PM	11	Share Download Refresh

D&B Risk Analytics - Supplier Intelligence

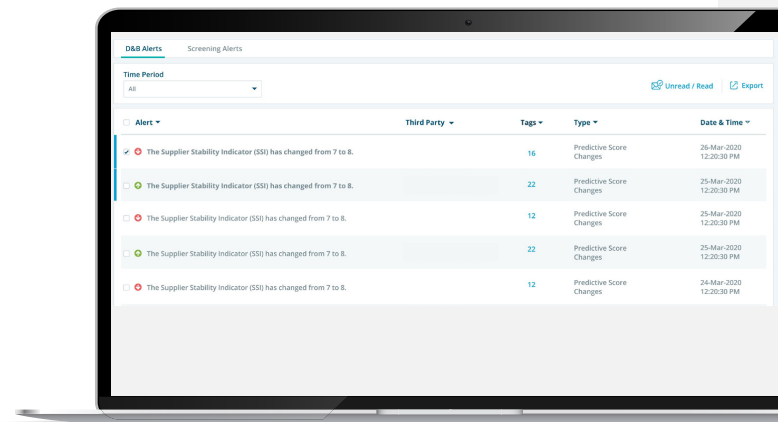
IMPORT/EXPORT YOUR PORTFOLIO easier with enablement files that provide samples and tools to help you import and export data. You can import your supplier data into D&B Risk Analytics - Supplier Intelligence cloud solutions to use and manage it. Similarly, you can also export data from your D&B Risk Analytics - Supplier Intelligence site using the same tools.



The screenshot shows the 'Data Import/Export' interface. It has tabs for 'Import' and 'Export'. Below the tabs is a table with columns: File Type, Last Imported Date, Last Imported By, Status, Input Record, and Upload. The table contains four rows: Third Party, Users, Contacts, and Tags.

File Type	Last Imported Date	Last Imported By	Status	Input Record	Upload
Third Party	26-Mar-2020 12:20:30 PM	Sam Ayers	Updated	11	Upload
Users	26-Mar-2020 12:20:30 PM	Username here	In Progress	27	Upload
Contacts	26-Mar-2020 12:20:30 PM	John Thomas	Updated with Errors	3	Upload
Tags	-	-	-	-	Upload

ALERTS keep users up-to-date on any changes to their suppliers' risk for proactive monitoring. Alerts are linked to Dun & Bradstreet's proprietary scores as well as changes in event indicators, such as sales, employees, or net worth. Alerts can be set up on the third parties in your portfolio, or on any of the companies checked for restricted party screening. Users can see details regarding the types of change and positive or negative impact of change.



The screenshot shows the 'D&B Alerts - Screening Alerts' interface. It has a 'Time Period' dropdown set to 'All'. There are buttons for 'Unread / Read' and 'Export'. Below is a table with columns: Alert, Third Party, Tags, Type, and Date & Time. The table contains five rows of alerts.

Alert	Third Party	Tags	Type	Date & Time
The Supplier Stability Indicator (SSI) has changed from 7 to 8.		16	Predictive Score Changes	26-Mar-2020 12:20:30 PM
The Supplier Stability Indicator (SSI) has changed from 7 to 8.		22	Predictive Score Changes	25-Mar-2020 12:20:30 PM
The Supplier Stability Indicator (SSI) has changed from 7 to 8.		12	Predictive Score Changes	25-Mar-2020 12:20:30 PM
The Supplier Stability Indicator (SSI) has changed from 7 to 8.		22	Predictive Score Changes	25-Mar-2020 12:20:30 PM
The Supplier Stability Indicator (SSI) has changed from 7 to 8.		12	Predictive Score Changes	26-Mar-2020 12:20:30 PM

ABOUT DUN & BRADSTREET

Dun & Bradstreet, the global leader in commercial data and analytics, enables companies around the world to improve their business performance. Dun & Bradstreet's Data Cloud fuels solutions and delivers insights that empower customers to accelerate revenue, lower cost, mitigate risk, and transform their businesses. Since 1841, companies of every size have relied on Dun & Bradstreet to help them manage risk and reveal opportunity.

© Dun & Bradstreet, Inc. 2022. All rights reserved. (CREATIVETSK-10769 7/22)